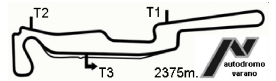


Gordini CLUB

Kategorie 1 - 4



RESULTS RENNEN 2

POS	No	DRIVER	NAT	TEAM	CAR	GR	CL	L	TIME	GAP	SPD	FASTEST LAP
ASSOLUTA												
1	144	PFEIFFER R.			SCIROCCO		4	12	16'15.488	105.178	Km/h	1'18.545 7
2	82	WOLFSFELLNER R.			GOLF 2		4	12	16'19.476	3.988		1'20.307 9
3	155	BOSLER R.			VW GOLF		2	12	16'20.532	5.044		1'20.236 12
4	43	BLEIKER M.			HONDA CRX V-		4	12	16'35.821	20.333		1'21.241 11
5	39	MARTINATO N.			ALFA ROMEO 1		4	12	17'13.558	58.070		1'23.700 10
6	101	TEAM WACKER/FUC			OPEL ASTRA		2	12	17'16.302	1'00.814		1'22.740 2
7	25	MEIER J.			ALFA ROMEO S		2	12	17'17.005	1'01.517		1'25.301 11
8	15	SALVISBERG A.			ALFA ROMEO 3		2	12	17'20.007	1'04.519		1'25.358 8
9	66	KOCH S.			OPEL SPEEDST		3	12	17'29.964	1'14.476		1'25.828 12
10	18	HERREN J.			ALFA ROMEO 3		2	12	17'34.777	1'19.289		1'25.339 12
11	11	HERREN O.			ALFA ROMEO S		2	12	17'36.763	1'21.275		1'26.592 12
12	16	KILCHENMANN M.			ALFA ROMEO 3		3	12	17'37.016	1'21.528		1'25.211 10
13	109	TEAM UNBEHAUN/B			VW GOLF		2	12	17'39.221	1'23.733		1'25.883 11
14	22	KELLER A.			LOTUS ELISE		3	11	16'16.624	1 LAP		1'24.780 7
15	123	BREWITZER M.			VW KAUFER		1	11	16'20.676	1 LAP		1'26.421 8
16	14	WEBER F.			HONDA CRX V-		2	11	16'24.237	1 LAP		1'25.877 11
17	113	ALBRECHT J.			OPEL KADETT		2	11	16'30.019	1 LAP		1'26.212 9
18	117	SCHRODER H.			VW GOLF		1	11	16'34.550	1 LAP		1'28.036 6
19	36	SIMEONE A.			RENAULT CLIO		2	11	16'41.905	1 LAP		1'26.953 7
20	17	MERKER A.			ALFA ROMEO 3		2	11	16'42.560	1 LAP		1'27.683 8
21	37	SIMEONE R.			VW LUPO 16		1	11	17'04.806	1 LAP		1'30.413 11
22	33	OPPLIGER M.			ALFA ROMEO S		1	11	17'05.407	1 LAP		1'30.189 9
23	32	BAUMANN M.			RENAULT 5 GT		1	11	17'26.334	1 LAP		1'32.037 11
24	175	SACHS D.			ALFA ROMEO 7		2	10	17'27.529	2 LAPS		1'21.419 9
25	114	VOEGELE M.			PORSCHE		2	6	9'35.054	6 LAPS		1'29.638 4

NOT CLASSIFIED

DNS	38	FREY S.			RENAULT CLIO		2					
DNS	81	LEIMGRUBER A.			BMW 325		4					
DNS	4	PETER K.			ALFA ROMEO A		3					
RET	135	STUBERAUCH G.			SCIROCCO		4	2	2'52.200	10 LAPS		1'20.104 2
RET	13	SCHNEIDER A.			CITROEN SAXO		3	2	3'20.036	10 LAPS		1'31.699 2

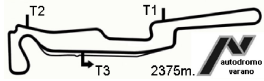
Esposta ore:

IL DIRETTORE DI GARA : Farit Roth

IL D.S. CRONOMETRAGGIO : Rapi Andrea

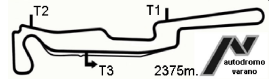
START (15:30)

END ()



Gordini CLUB

Kategorie 1 - 4



RESULTS RENNEN 2

POS	No	DRIVER	NAT	TEAM	CAR	GR	CL	L	TIME	GAP	SPD	FASTEST LAP
KATEGORIE 1												
1	123	BREWITZER M.			VW KAFER		1	11	16'20.676	95.903 Km/h		1'26.421 8
2	117	SCHRODER H.			VW GOLF		1	11	16'34.550	13.874		1'28.036 6
3	37	SIMEONE R.			VW LUPO 16		1	11	17'04.806	44.130		1'30.413 11
4	33	OPPLIGER M.			ALFA ROMEO S		1	11	17'05.407	44.731		1'30.189 9
5	32	BAUMANN M.			RENAULT 5 GT		1	11	17'26.334	1'05.658		1'32.037 11

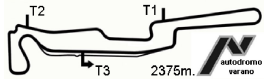
Esposta ore:

IL DIRETTORE DI GARA : Farit Roth

IL D.S. CRONOMETRAGGIO : Rapi Andrea

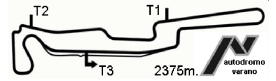
START (15:30)

END ()



Gordini CLUB

Kategorie 1 - 4



RESULTS RENNEN 2

POS	No	DRIVER	NAT	TEAM	CAR	GR	CL	L	TIME	GAP	SPD	FASTEST LAP
KATEGORIE 2												
1	155	BOSLER R.			VW GOLF		2	12	16'20.532	104.637 Km/h		1'20.236 12
2	101	TEAM WACKER/FUC			OPEL ASTRA		2	12	17'16.302	55.770		1'22.740 2
3	25	MEIER J.			ALFA ROMEO S		2	12	17'17.005	56.473		1'25.301 11
4	15	SALVISBERG A.			ALFA ROMEO 3		2	12	17'20.007	59.475		1'25.358 8
5	18	HERREN J.			ALFA ROMEO 3		2	12	17'34.777	1'14.245		1'25.339 12
6	11	HERREN O.			ALFA ROMEO S		2	12	17'36.763	1'16.231		1'26.592 12
7	109	TEAM UNBEHAUN/B			VW GOLF		2	12	17'39.221	1'18.689		1'25.883 11
8	14	WEBER F.			HONDA CRX V-		2	11	16'24.237	1 LAP		1'25.877 11
9	113	ALBRECHT J.			OPEL KADETT		2	11	16'30.019	1 LAP		1'26.212 9
10	36	SIMEONE A.			RENAULT CLIO		2	11	16'41.905	1 LAP		1'26.953 7
11	17	MERKER A.			ALFA ROMEO 3		2	11	16'42.560	1 LAP		1'27.683 8
12	175	SACHS D.			ALFA ROMEO 7		2	10	17'27.529	2 LAPS		1'21.419 9
13	114	VOEGELE M.			PORSCHE		2	6	9'35.054	6 LAPS		1'29.638 4

NOT CLASSIFIED

DNS 38 **FREY S.** RENAULT CLIO 2

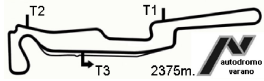
Esposta ore:

IL DIRETTORE DI GARA : Farit Roth

IL D.S. CRONOMETRAGGIO : Rapi Andrea

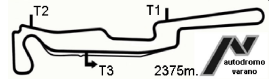
START (15:30)

END ()



Gordini CLUB

Kategorie 1 - 4



RESULTS RENNEN 2

POS	No	DRIVER	NAT	TEAM	CAR	GR	CL	L	TIME	GAP	SPD	FASTEST LAP
KATEGORIE 3												
1	66	KOCH S.			OPEL SPEEDST		3	12	17'29.964	97.717 Km/h		1'25.828 12
2	16	KILCHENMANN M.			ALFA ROMEO 3		3	12	17'37.016	7.052		1'25.211 10
3	22	KELLER A.			LOTUS ELISE		3	11	16'16.624	1 LAP		1'24.780 7
NOT CLASSIFIED												
DNS	4	PETER K.			ALFA ROMEO A		3					
RET	13	SCHNEIDER A.			CITROEN SAXO		3	2	3'20.036	10 LAPS		1'31.699 2

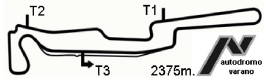
Esposta ore:

IL DIRETTORE DI GARA : Farit Roth

IL D.S. CRONOMETRAGGIO : Rapi Andrea

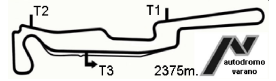
START (15:30)

END ()



Gordini CLUB

Kategorie 1 - 4



RESULTS RENNEN 2

POS	No	DRIVER	NAT	TEAM	CAR	GR	CL	L	TIME	GAP	SPD	FASTEST LAP
KATEGORIE 4												
1	144	PFEIFFER R.			SCIROCCO		4	12	16'15.488	105.178 Km/h		1'18.545 7
2	82	WOLFSFELLNER R.			GOLF 2		4	12	16'19.476	3.988		1'20.307 9
3	43	BLEIKER M.			HONDA CRX V-		4	12	16'35.821	20.333		1'21.241 11
4	39	MARTINATO N.			ALFA ROMEO 1		4	12	17'13.558	58.070		1'23.700 10
NOT CLASSIFIED												
DNS	81	LEIMGRUBER A.			BMW 325		4					
RET	135	STUBERAUCH G.			SCIROCCO		4	2	2'52.200	10 LAPS		1'20.104 2

Esposta ore:

IL DIRETTORE DI GARA : Farit Roth

IL D.S. CRONOMETRAGGIO : Rapi Andrea

START (15:30)

END ()